

APTO DANISH DESIGN

EXTEND



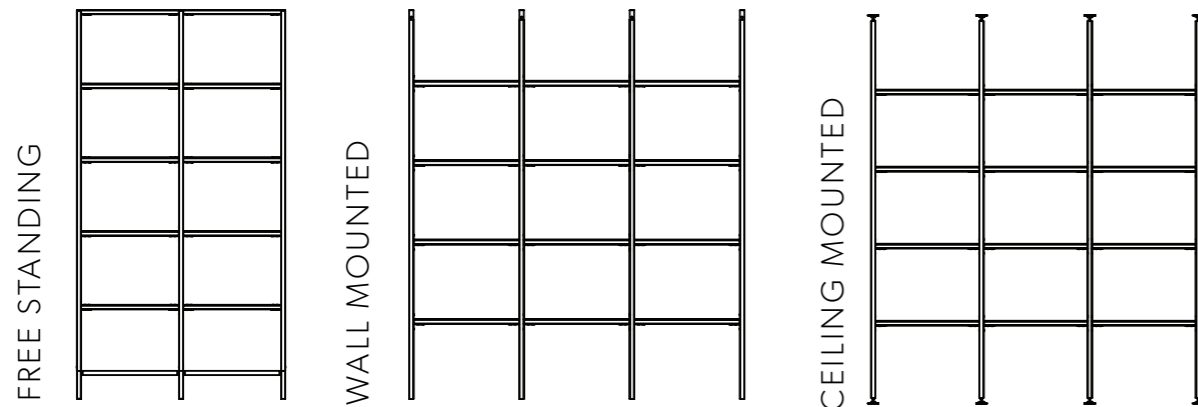
INTRODUCTION

Extend is a scalable wall system, offering limitless opportunities to divide office environments into zones, provide privacy without isolation and encourage idea-sharing through adaptable configurations.

Designed by the house of Pj Production as a new collection under the brand name APTO. The profile is produced in anodized aluminum, which is surface-treated with fine structure powder coating. Build with components such as acoustic room dividers in felt, shelves, and fits furthermore our APTO Clamp Collection, containing 12 main products such as bookshelf's, small tables, flower box etc. (red more at page 9)

Extend is limitless in what it can offer, supporting the rapidly changing modern office environment, and the solution to complex workplace challenges.


The wall system is designed to fit in the office environment in three different ways:



LIMITLESS DESIGN SUPPORTING
THE RAPIDLY CHANGING
MODERN OFFICE ENVIRONMENT

Rasmus Nielson - Industrial designer at Pj Production





EXTEND

Modular & easy adjustment

BUILD TO SCALE UP AND DOWN



CHANGE SHELVES ADJUST THE HEIGHT

7

Extend is inspired by the rough New Yorker style, consisting of raw brick walls and black coated steel. The core idea is a system offering limitless opportunities to divide spaces into zones or provide privacy without isolation and encourage idea sharing through adaptable configurations.

Another inspiration for Extend is flexibility and multi-functional use, which is fundamental in APTO.

The design of Extend is flexible. It is made by a set of very simple parts. The vertical profile has tracks where shelves can slide freely and later fixed. This makes it possible to change the height of any shelf to one's exact preference.

The fittings to attach shelves are made so when fixed, they press against an inner wall in the vertical profile, to secure a strong and precise grip.



EXTEND IS THE NEW FRAME
THAT COMBINE ALL OUR APTO
COLLECTIONS INTO ONE UNITY

Rasmus Nielson - Industrial designer at Pj Production

FURTHER EXPLORATION INTO THE ADAPTABLE UNIVERSE

9

Extend is a new collection under the APTO Brand. The shelving system works together with our Clamp and Felt Collections, to create atmosphere at the office, separating spaces, having plants integrated in the decor.


THE DESIGN MYTHOLOGY

APTO is an innovative and inquisitive approach to design. The name is Portuguese and means change and adaptation. With its four interior collections, APTO strives to be resilient and adaptable. That is why the design has been made as flexible and multifunctional as possible, in durable products that can be included in interior designs again and again.

BUILD AND DESIGN WITH A PURPOSE

Extend the functionality with APTO Flower Box, that gives a floating sensation. Bringing nature into the working environment add atmosphere and the impression of being closer to nature.





ACCUSTIC PANELS WHEN PRIVACY IS NEEDED

One of Extend's core features besides being a bookcase is to make small spaces by using Extend as a divider.

To help accommodate this feature we have made it so acoustic felt panels can be inserted in between the vertical profiles. The felt material is both flexible and stiff enough in itself, that it does not need fittings to hold it in place. It can easily be fitted in Extend without any tools needed.

The felt material is of good quality, which secures high performance and a green profile. The felt is made of up to 70% recycled polyester (from PET bottle flakes) The felt functions well in any environment due to its sound absorbing properties (Class B).



WANNA HEAR MORE ?

15

CONTACT

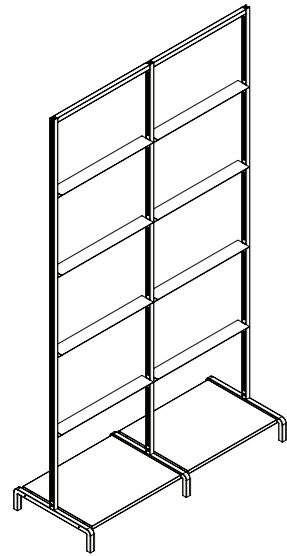
PJ Production
Haarup Skovvej 2
8800 Silkeborg

info@pj-production.dk
+45 86 81 23 75

www.pj-production.dk
www.aptocollection.dk

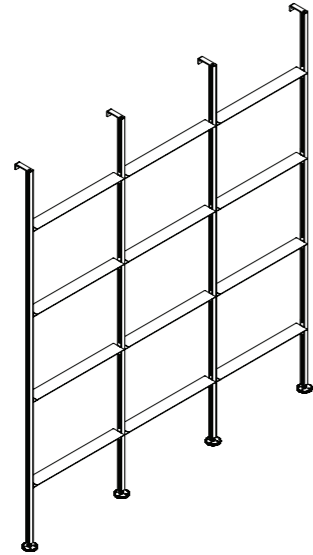
APTO EXTEND COLLECTION

PRODUCT OVERVIEW



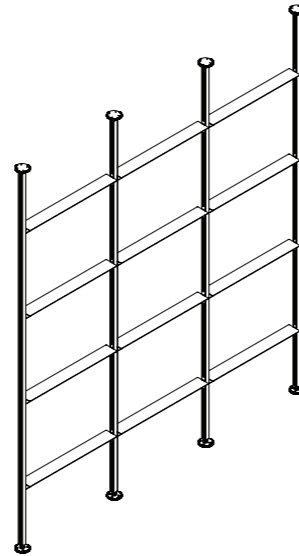
EXTEND FREE STANDING

● 6000-0302
W: 1275 mm. H: 2100 mm. D: 500 mm.



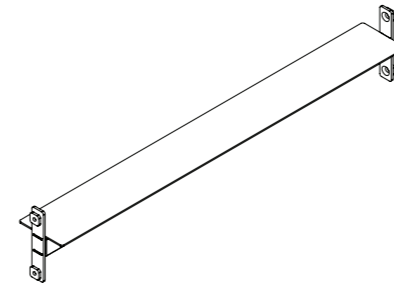
EXTEND WALL MOUNTED

● 6000-0303
W: 1900 mm. H: 2219 (+15) mm. D: 150 mm.



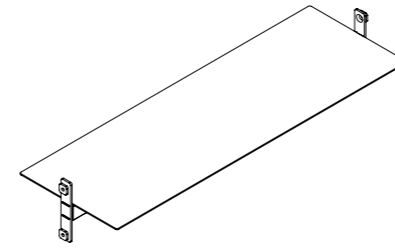
EXTEND CEILING MOUNTED

● 6000-0304
W: 1900 mm. H: 2490 (+30) mm. D: 75 mm.



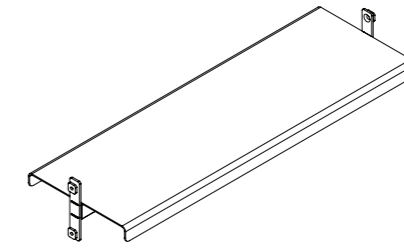
SLIM SHELF

● 6000-0252
D: 75 mm.



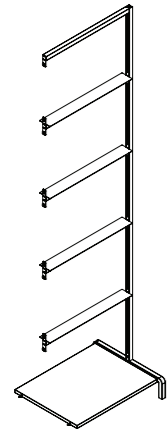
WIDE SHELF

● 6000-0253
D: 200 mm.



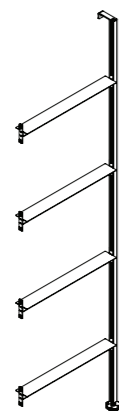
WIDE SHELF WITH CURVED EDGE

● 6000-0254
D: 200 mm.



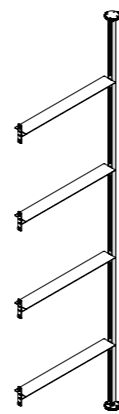
EXTEND FREE STANDING MODULE

● 6000-0308




EXTEND WALL MOUNTED MODULE

● 6000-0310



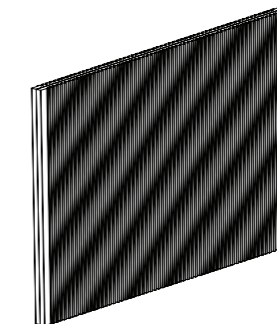
EXTEND CEILING MOUNTED MODULE

● 6000-0309



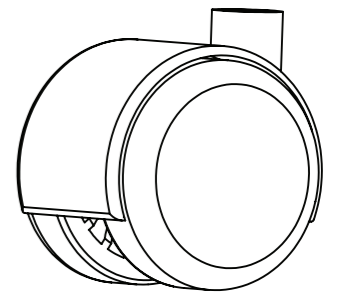
ACUSTIC FELT PANEL // DARK GREY

● 6000-0275-0026
W: 600 mm. H: 400 mm.



ACUSTIC FELT PANEL // BEIGE

● 6000-0275-0006
W: 600 mm. H: 400 mm.

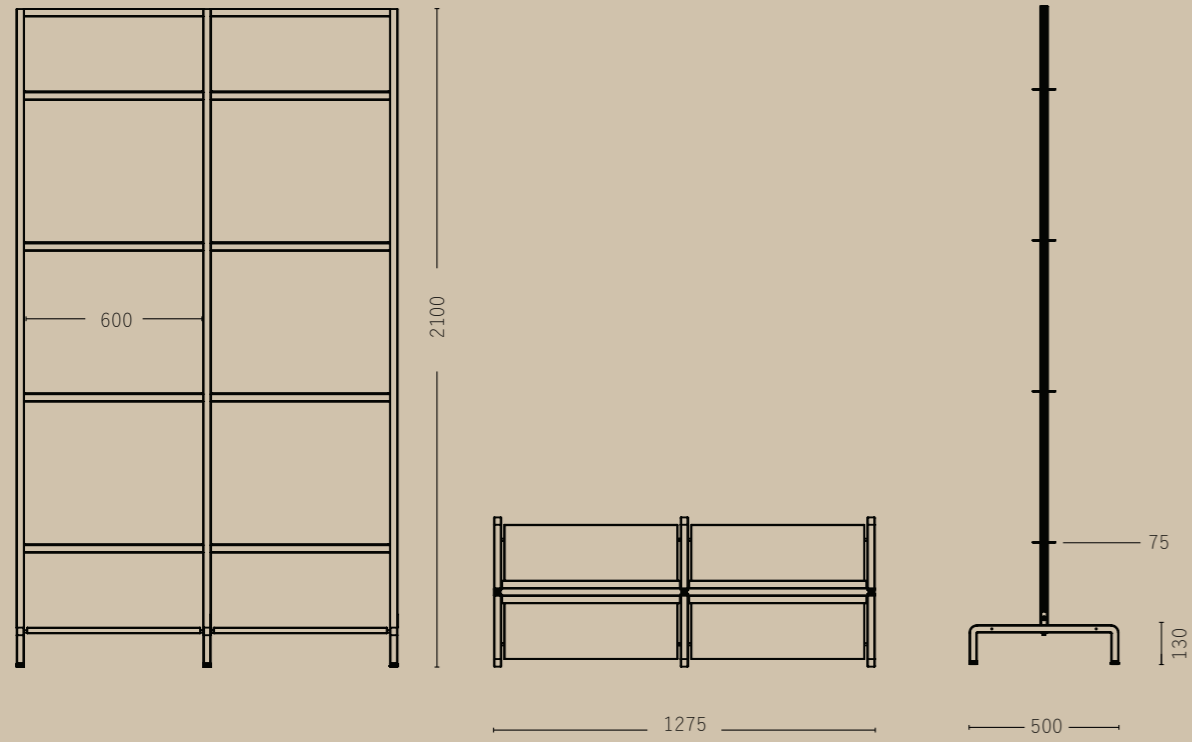


WHEEL (PACK WITH TWO)

● 6000-0311

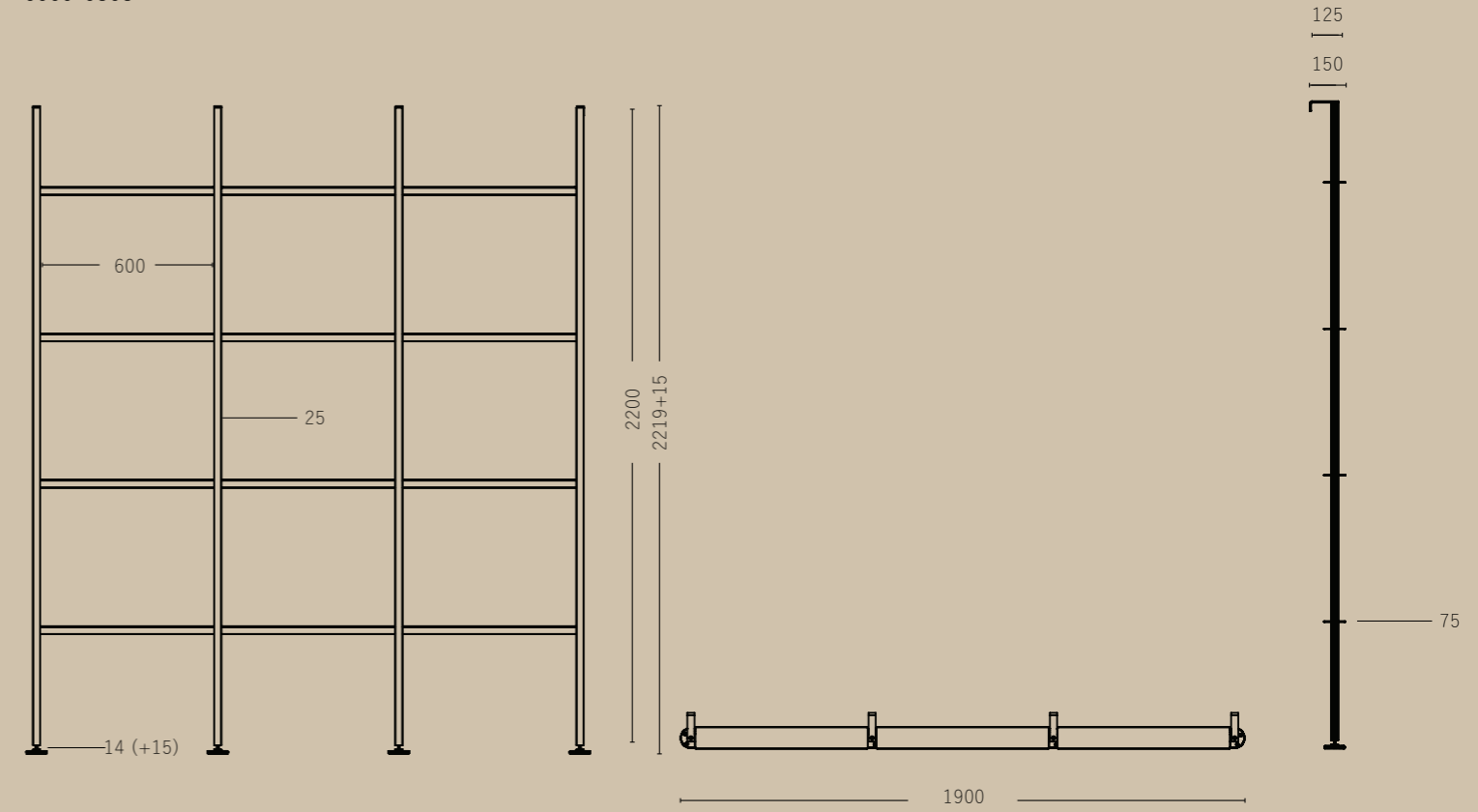
FREE STANDING

6000-0302



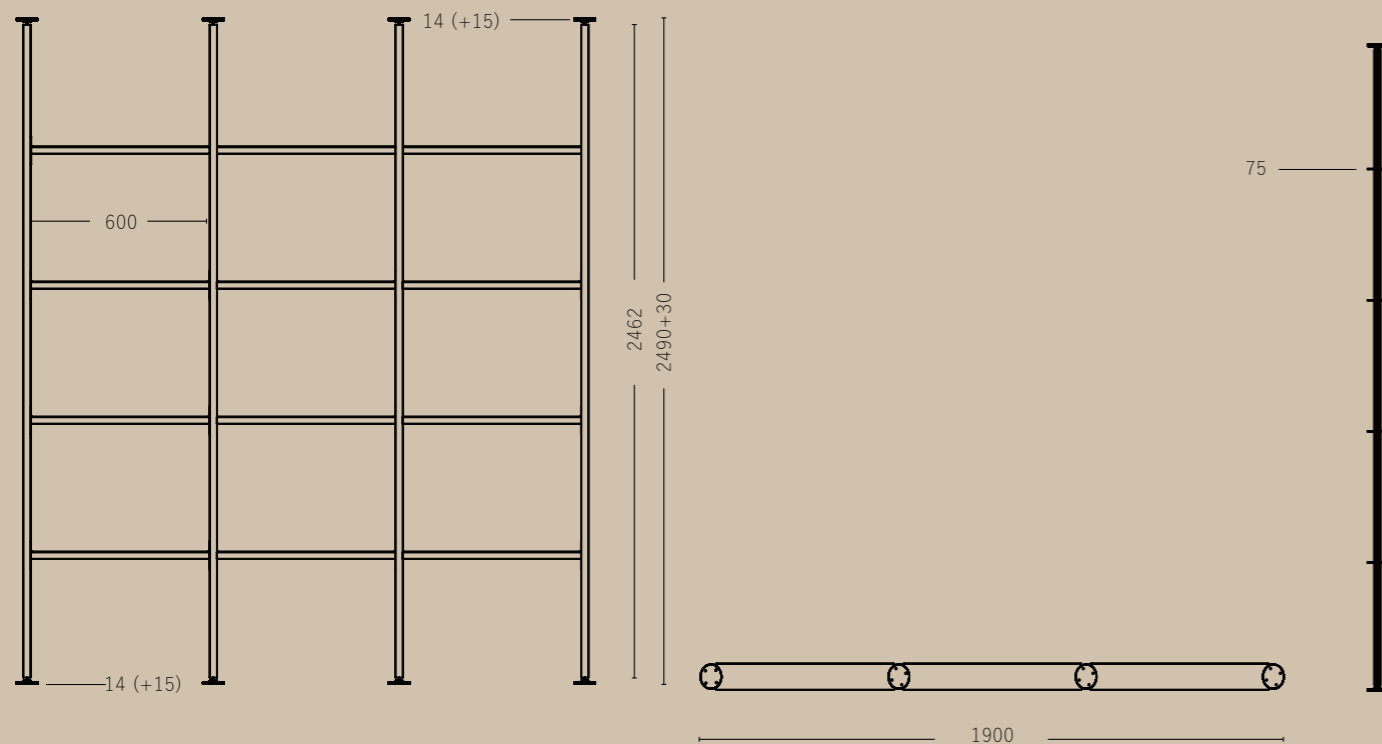
WALL MOUNTED

6000-0303



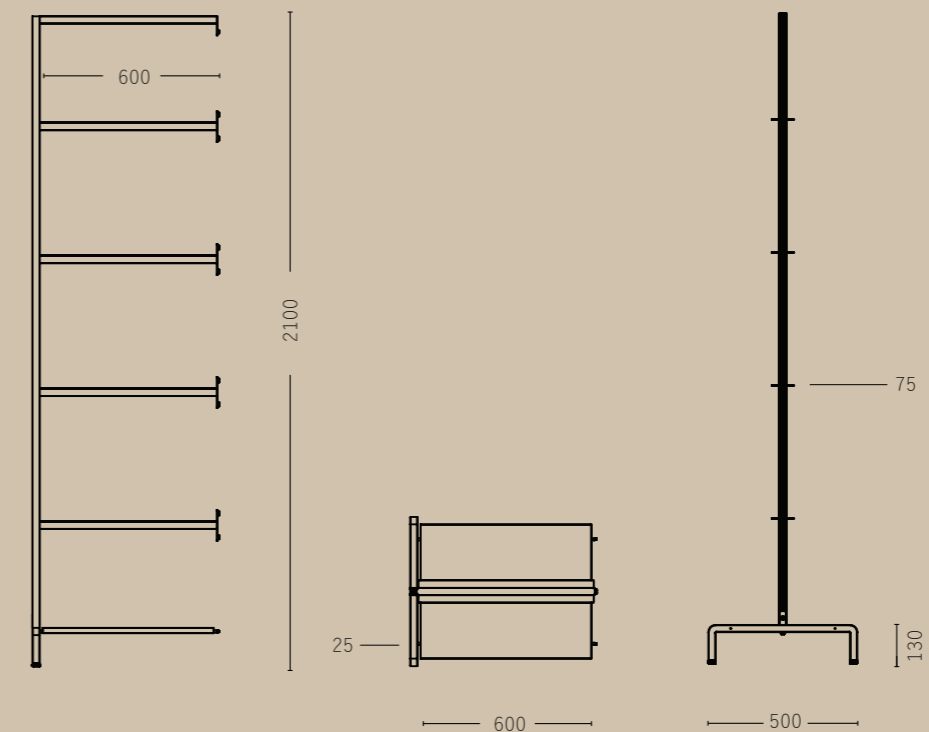
CEILING MOUNTED

6000-0304



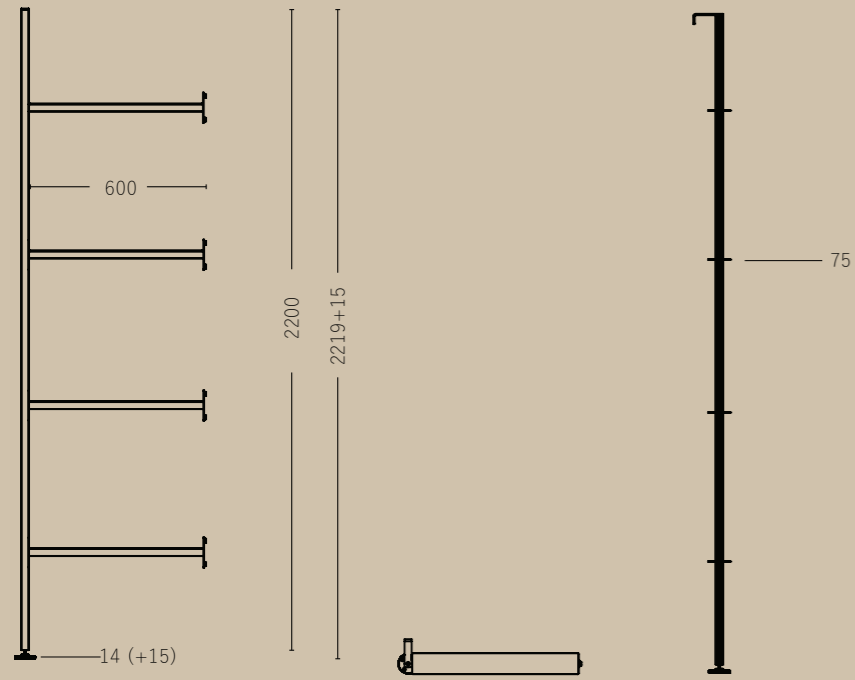
FREE STANDING EXTRA MODULE

6000-0308



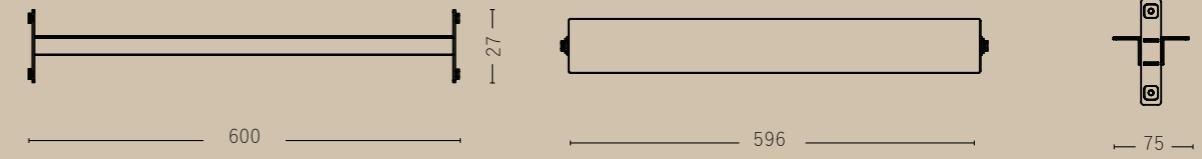
WALL MOUNTED EXTRA MODULE

6000-0310



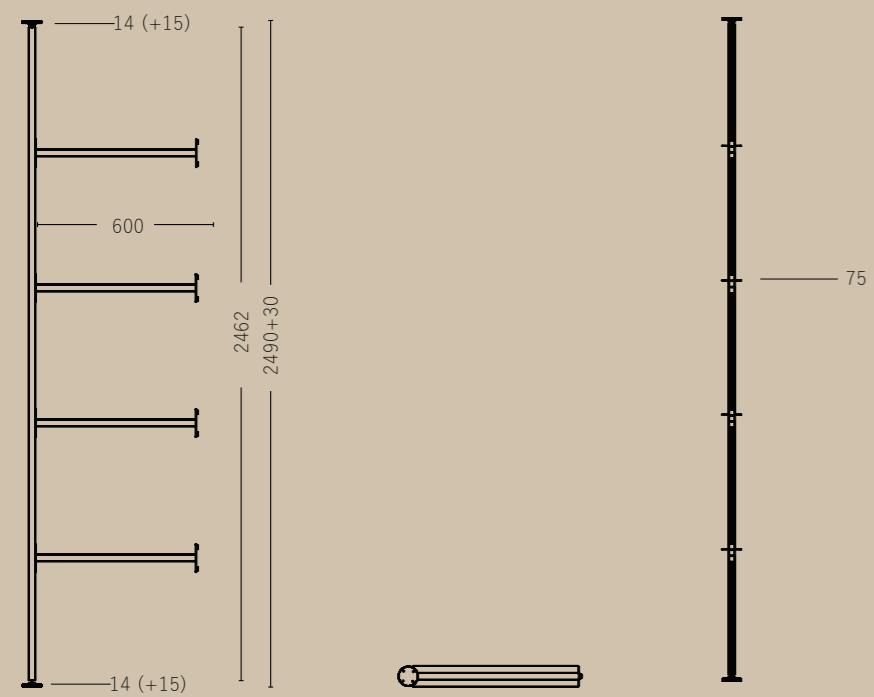
SLIM SHELF

6000-0252



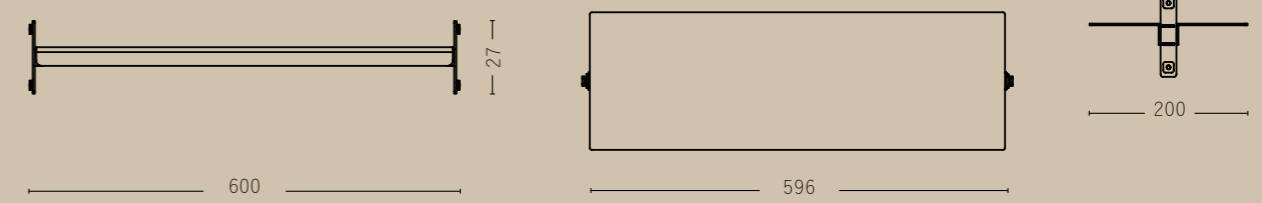
CEILING MOUNTED EXTRA MODULE

6000-0309



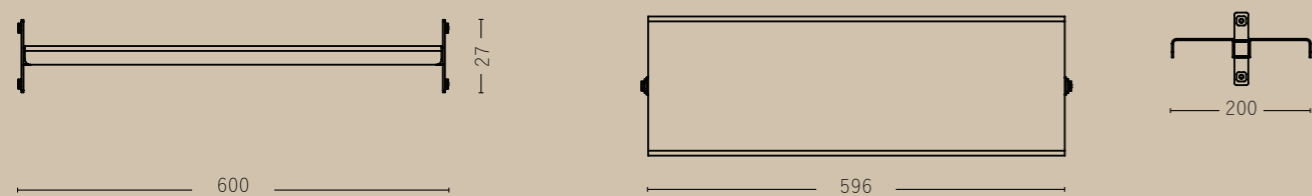
WIDE SHELF

6000-0253



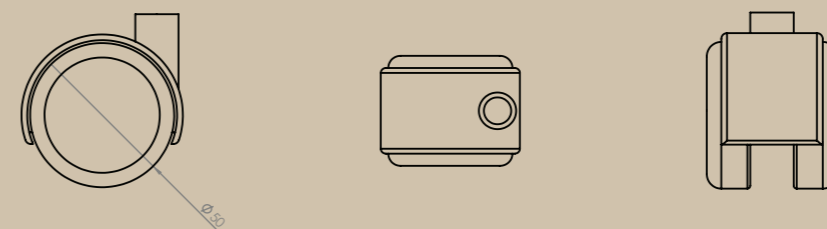
WIDE SHELF WITH CURVED EDGE

6000-0254



WHEELS

6000-0311



FELT PANELS (Acoustic Class b)

6000-0275-0026 // 6000-0275-0006

